


LEAN:
Stripped back
to the
essentials!




The New Hydromat® LEAN Machine Types

The Ideal Starting Point for High-volume Production

HL 25-12 *LEAN^{basic}*: Stripped back to the essentials.











Pfiffner rotary transfer machines achieve the shortest cycle times and maximum productivity thanks to extremely short non-productive times with traditional force-controlled Pfiffner hydraulic valves. Similar to a cam-controlled machine, the HL 25-12 produces precision parts with diameters up to Ø 25 mm within seconds and offers unparalleled economy. Last but not least, thanks to the easy-to-operate PLC control and the proven, affordable LEAN units, the HL 25-12 is the perfect starter machine.



HLC 25-12 *LEAN^{hybrid}*: More possibilities with CNC.

The newly-launched HLC 25-12 *LEAN^{hybrid}* combines the unrivalled productivity of hydraulic force-controlled rotary transfer machines with CNC technology that is absolutely essential for complex machining processes. The Bosch MTX control forms the basis for the up to 12 optional CNC axes (max. 4 CNC stations). State-of-the-art digital drive technology with a Sercos III bus system connects the axis control valves and the variable-speed spindle drives with the Bosch MTX. Possible operations with the CNC options: Contour turning, contour milling, clamping device compensation, 4-axis interpolation, etc.



Functions	HL 25-12 <i>LEAN^{basic}</i>	HLC 25-12 <i>LEAN^{hybrid}</i>	HC-Line <i>EPIC^{plus}</i>
 PLC control for intuitive operation	●	—	
 Control for a maximum of 4 machining stations (or a maximum of 12 CNC axes)	—	●	
 CNC control for all axes	—	—	●
 Variable-speed spindle drives	—	●	●
 Reliable hydraulic drive technology for the rotary indexing table and feed axes	●	●	●
 Highest indexing table precision via Hirth gearing	●	●	●
 CNC applications such as: contour milling, contour turning, thread cutting etc.	—	○	●
 Modular machine concept	●	●	●
 Control-integrated configurator for fastest setup times	—	—	●
 Prepared for Industry 4.0 applications	—	—	●

● Standard ○ option — not available

Technical specifications			HL 25-12 HLC 25-12
Workpiece size	Bars, round	∅	25
	Blank, cubic	mm	35 x 35 x 50
	Workpiece length	mm	100
Rotary indexing table	Clamping stations	Number	12
	Indexing time	s	0.5
Number of machining units	Horizontal	Number	12
	Vertical		6
	Total		18
Travel paths	X axis *	mm	± 8.5
	Y axis *	mm	± 12.5
	Z axis	mm	+100
Standard layout	L x W x H dimensions	m	8.9 x 3.3 x 3
	Machine weight	t	ca. 4

* XY only available for HLC 25-12

Subject to change without notice



Operator panel HLC 25-12 *LEAN^{hybrid}*